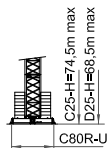
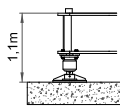


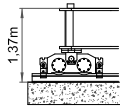
A/B



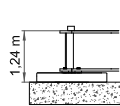
A/B



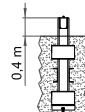
A



D(i)



B



C













EN 14439-FEM 1005- C25/ D25



Curvas de cargas - Load diagrams - Lastkurven - Courbes de charges - Curve di carico - График грузоподъёмности











80



SL	15	20	25	28	30,3	35	40	45	50	55	60	65	70	75	80	m	
	12000	12000	12000	12000	12000	10144	8653	7501	6584	5837	5217	4693	4245	3858	3520	Kg	
	15	20	25	28,6	30	35	40	45	50	55	60	65	70	75	80	m	
	12000	12000	12000	12000	11381	9480	8067	6974	6105	5397	4808	4312	3888	3521	3200	Kg	
	15	20	25	26,9	30	35	40	45	50	55	60	65	70	75	80	m	
	12000	12000	12000	12000	10491	8634	7253	6186	5337	4545	4071	3586	3171	2813	2500	Kg	
	15	15,2	20	25	30	35	40	45	50	55	60	65	70	75	80	m	
	24000	24000	17484	13374	10681	8780	7367	6274	5405	4697	4108	3612	3188	2821	2500	Kg	
SL	15	15,7	20	25	30	35	40	45	50	55	60	65	70	75	80	m	
	24000	24000	18176	13944	11172	9215	7760	6635	5740	5011	4405	3894	3457	3080	2750	Kg	











75



SL	15	20	25	30	35	38,3	40	45	50	55	60	65	70	75	m	
	12000	12000	12000	12000	12000	12000	10725	9337	8233	7333	6586	5955	5416	4950	Kg	
	15	20	25	30	33,7	35	40	45	50	55	60	65	70	75	m	
	12000	12000	12000	12000	12000	11494	9835	8553	7533	6702	6011	5429	4931	4500	Kg	
	15	20	25	30	31,5	35	40	45	50	55	60	65	70	75	m	
	12000	12000	12000	12000	10564	8936	7678	6677	5861	5183	4611	4122	3700	Kg		
	15	17,6	20	25	30	35	40	45	50	55	60	65	70	75	m	
	24000	24000	20909	16085	12925	10694	9035	7753	6733	5902	5211	4629	4131	3700	Kg	
SL	15	18,5	20	25	30	35	40	45	50	55	60	65	70	75	m	
	24000	24000	22031	16997	13698	11370	9638	8300	7235	6368	5647	5039	4519	4070	Kg	











70




































SL	15	20	25	30	35	38	40,7	45	50	55	60	65	70	m	
	12000	12000	12000	12000	12000	12000	12000	10676	9435	8424	7584	6876	6270	Kg	
	15	20	25	30	35	37,4	40	45	50	55	60	65	70	m	
	12000	12000	12000	12000	12000	12000	11119	9703	8576	7657	6894	6250	5700	Kg	
	15	20	25	30	35	35,8	40	45	50	55	60	65	70	m	
	12000	12000	12000	12000	12000	12000	10488	9053	7912	6981	6209	5557	5000	Kg	
	15	19,6	20	25	30	35	40	45	50	55	60	65	70	m	
	24000	24000	23539	18209	14717	12252	10419	9003	7876	6957	6194	5550	5000	Kg	
SL	15	20	21,1	25	30	35	40	45	50	55	60	65	70	m	
	24000	24000	24000	19815	16031	13359	11373	9838	8616	7620	6794	6096	5500	Kg	

65





SL	15	20	25	30	35	40	44	45	50	55	60	65	m	
	12000	12000	12000	12000	12000	12000	12000	11715	10368	9271	8359	7590	Kg	
	15	20	25	30	35	40	40,3	45	50	55	60	65	m	
	12000	12000	12000	12000	12000	12000	12000	10602	9393	8408	7590	6900	Kg	
	15	20	25	30	35	38,7	40	45	50	55	60	65	m	
	12000	12000	12000	12000	12000	12000	11542	9988	8751	7743	6906	6200	Kg	
	15	20	21	25	30	35	40	45	50	55	60	65	m	
	24000	24000	24000	19775	16030	13387	11421	9902	8693	7708	6890	6200	Kg	
SL	15	20	22,9	25	30	35	40	45	50	55	60	65	m	
	24000	24000	24000	21745	17627	14721	12560	10890	9561	8478	7578	6820	Kg	

60		SL	15	20	25	30	35	40	45	47	50	55	60	m		
			12000	12000	12000	12000	12000	12000	12000	12000	12000	11164	9993	9020	Kg	
			15	20	25	30	35	40	43	45	50	55	60	m		
			12000	12000	12000	12000	12000	12000	12000	11420	10128	9075	8200	Kg		
			15	20	25	30	35	40	41,2	45	50	55	60	m		
			12000	12000	12000	12000	12000	12000	11420	9466	8392	7500	Kg			
55		SL	15	20	25	30	35	40	45	50	52,7	55	m			
			12000	12000	12000	12000	12000	12000	12000	12000	12000	11578	10400	Kg		
			15	20	25	30	35	40	45	48,3	50	55	m			
			12000	12000	12000	12000	12000	12000	12000	10907	9700	Kg				
			15	20	25	25,4	30	35	40	45	50	55	m			
			24000	24000	24000	24000	19902	16661	14251	12389	10907	9700	Kg			
50		SL	15	20	25	30	35	40	45	50	m					
			12000	12000	12000	12000	12000	12000	12000	12000	12000	Kg				
			15	20	25	30	35	40	45	50	m					
			12000	12000	12000	12000	12000	12000	12000	11300	Kg					
			15	20	25	26,1	30	35	40	45	50	m				
			24000	24000	24000	24000	20565	17227	14744	12826	11300	Kg				
45		SL	15	20	25	30	35	40	45	m						
			12000	12000	12000	12000	12000	12000	12000	Kg						
			15	20	25	30	35	40	45	m						
			12000	12000	12000	12000	12000	12000	12000	Kg						
			15	20	25	27,3	30	35	40	45	m					
			24000	24000	24000	24000	21587	18098	15504	13500	Kg					
40		SL	15	20	25	30	35	40	45	m						
			12000	12000	12000	12000	12000	12000	12000	Kg						
			15	20	25	29,5	30	35	40	45	m					
			24000	24000	24000	24000	23635	19845	17027	14850	Kg					

(i) Consultarnos - Consultated - Consult us - Nous consulter - Auf anfrage - советоваться





## Bloque de contrapeso - Counterweight blocks - Gegengewichtsblöcke - Bloc de contrepoids - Blocco di contrappeso - Плиты противовеса

	80 m			75 m			70 m			65 m		
	A	B	C	A	B	C	A	B	C	A	B	C
	6	-	-	6	-	-	6	-	-	5	1	-
	21000 Kg			21000 Kg			21000 Kg			20000 Kg		

	60 m			55 m			50 m			45 m		
	A	B	C	A	B	C	A	B	C	A	B	C
	4	2	-	4	2	-	5	0	-	3	2	-
	19000 Kg			19000 Kg			17500 Kg			15500 Kg		





## Mecanismos - Mechanisms - Antriebe - Mécanismes - Meccanismi - Приводы




110 Hp (80Kw) - INV - 5V  
400V / 480V - 50/60 HZ  
HBG 330m S/R Ø20

		m/mln										
			0-15	0-30	0-43	0-79	0-127	0-7,5	0-15	0-21,5	0-39,5	0-63,5
660 m	Kg	12000	12000	8000	4000	500	24000	24000	16000	8000	1000	
	Kw	80	80	80	80	80	80	80	80	80		



75Hp (55Kw)-INV-5V  
400V/50/60HZ  
HBG 106m S/R Ø20

\* HBG 200m S/R Ø20 D-Max



		m/mln										
			0-24	0-30	0-38	0-72	0-110	0-12	0-15	0-19	0-36	0-55
212 m	Kg	12000	12000	8000	4000	1000	24000	24000	16000	8000	2000	
	Kw	55	55	55	55	55	55	55	55	55		

	m/mln	15 / 45 / 90		
	Kw	11		
	r.p.m.	0,3	0,6	0,75
	Kw	2 x 15		
	m/mln	12 / 24		
	Nm	4 x 80		

110Hp (80Kw) - INV

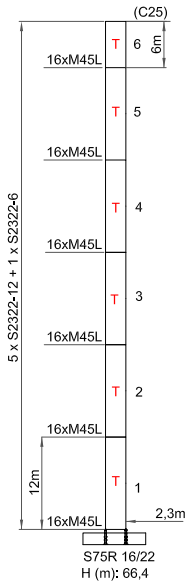
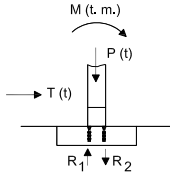
		400V 50Hz I <sub>max</sub> = 260A Fuse= 300A	TOTAL POWER 134 KVA	GENERATOR 280 KVA	100m 4x70mm <sup>2</sup>	150m 4x95mm <sup>2</sup>	200m 4x120mm <sup>2</sup>
2000/14/CEE 2005/88/CEE	2006/95 /CEE	* 480V 60Hz I <sub>max</sub> = 192A Fuse = 250A					

75Hp (55Kw) - INV

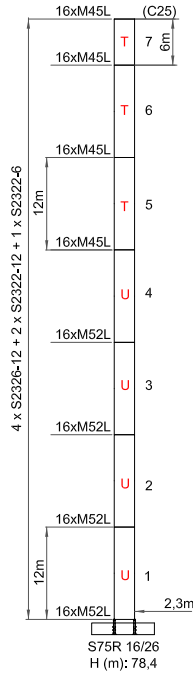
		400V 50Hz I <sub>max</sub> = 187A Fuse= 224A	TOTAL POWER 109 KVA	GENERATOR 200 KVA	100m 4x50mm <sup>2</sup>	150m 4x70mm <sup>2</sup>	200m 4x120mm <sup>2</sup>
2000/14/CEE 2005/88/CEE	2006/95 /CEE	* 480V 60Hz I <sub>max</sub> = 175A Fuse = 175A					

- \* Opcional / Optional / Opzionale
-  Elevación / Hoisting / Heben / Levage / Sollevamento
-  Distribución / Trolleying / Katzfahren / Distribution / Distribuzione
-  Orientación / Slewing / Schwenken / Orientation / Rotazione
-  Traslacion / Travelling / Schienenfahren / Trastazione
-  Cable / Rope / Seil / Câble / Funo

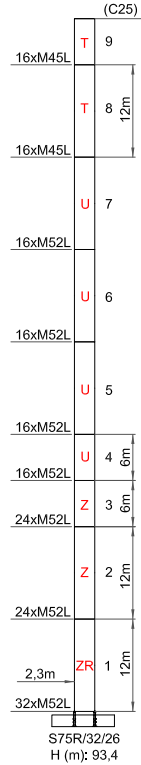
FEM 1005-C25-D25 / EN 14439 - Mástil / Reacciones - Masts / Reactions - Maste / Eckdrücke - Mat / Réactions - Torre / Réazioni - Реакции / Комплектация башни



(m)	max. H(m)	
	FEM 1005	
	C25	D25
45	48,4	48,4
50	54,5	51,4
55	54,4	54,4
60	54,4	57,4
65	54,4	57,4
70	60,4	57,4
75	60,4	57,4
80	66,4	57,4

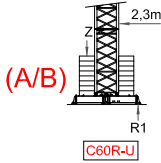


(m)	max. H(m)	
	FEM 1005	
	C25	D25
45	75,4	72,4
50	75,4	72,4
55	78,4	72,4
60	78,4	69,4
65	78,4	66,4
70	78,4	66,4
75	78,4	66,4
80	78,4	66,4



(m)	max. H(m)	
	FEM 1005	
	C25	D25
45	93,4	81,4
50	93,4	81,4
55	93,4	81,4
60	93,4	81,4
65	93,4	81,4
70	93,4	81,4
75	93,4	81,4
80	93,4	81,4

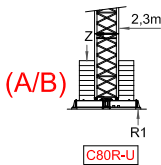
FEM 1005-C25-D25 / EN 14439 - Bloque lastre de base - Base ballast block - Grundballastblöcke - Bloc de lest de base - Blocco di zavorra alla base - Балласты опорной рамы



max. H(m) (m)	Z (t)		R1 (t)			
	FEM 1005 C25	FEM 1005 C25	FEM 1005 C25	T(12)	T(6)	
45	49,5	160	186,3	2	4	
50	55,5	180	196,2	2	5	
55	55,5	180	195,3	2	5	
60	55,5	160	186,9	2	5	
65	55,5	160	183	2	5	
70	61,5	180	193,9	2	6	
75	61,5	190	187,5	2	6	
80	61,5	200	193,6	2	6	

ⓘ

max. H(m) (m)	Z (t)		R1 (t)			
	FEM 1005 D25	FEM 1005 D25	FEM 1005 D25	T(12)	T(6)	
45	49,5	180	186,3	2	4	
50	49,5	175	179,9	2	4	
55	49,5	170	178,8	2	4	
60	55,5	192	186,9	2	5	
65	55,5	192	186,4	2	5	
70	55,5	192	194,3	2	5	
75	55,5	192	205	2	5	
80	55,5	192	214,8	2	5	



max. H(m) (m)	Z (t)		R1 (t)						
	FEM 1005 C25	FEM 1005 C25	FEM 1005 C25	U(12)	U(6)	T(12)	T(6)	T(3)	
45	64,8	144	189,6	3	-	2	-	1	
50	61,8	128	188,1	2	1	2	1	-	
55	67,8	160	188,1	2	1	3	-	-	
60	67,8	160	199,4	2	1	3	-	-	
65	67,8	160	187,2	2	1	3	-	-	
70	67,8	144	192,7	2	1	3	-	-	
75	67,8	144	183,4	2	1	3	-	-	
80	67,8	144	190,9	2	1	3	-	-	

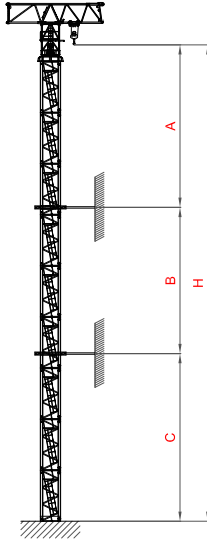
ⓘ


max. H(m) (m)	Z (t)		R1 (t)						
	FEM 1005 D25	FEM 1005 D25	FEM 1005 D25	U(12)	U(6)	T(12)	T(6)	T(3)	
45	68,5	170	182,3	4	3	-	-	-	
50	68,5	170	186,5	4	3	-	-	-	
55	68,5	165	191,8	4	3	-	-	-	
60	68,5	155	203,4	4	3	-	-	-	
65	68,5	150	210	4	3	-	-	-	
70	68,5	145	215,5	4	3	-	-	-	
75	68,5	145	224,3	4	3	-	-	-	
80	68,5	150	232	4	3	-	-	-	

ⓘ Consultarnos - Consultateci - Consult us - Nous consulter - Auf anfrage -  
Другие высоты подъема и наращивание крана по запросу

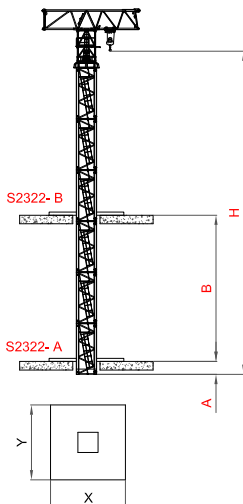
## Proceso de trepado - Climbing - Kletterkrane - Telescopable - Sopralzo idraulico - Процесс наращивания крана

TREPADO EXTERNO / EXTERNAL CLIMBING / GEANKERTER KLAN /  
GRUE ANDRÉE / GRU ANCORATA / ВОСХОЖДЕНИЕ ЭКСТЕРНО



	
A max. (m)	45
B min/max. (m)	24 / 42
C min/max. (m)	30 / 60
H max. (m)	①

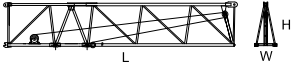
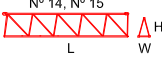
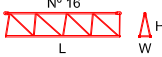
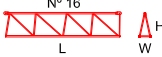
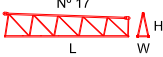


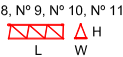
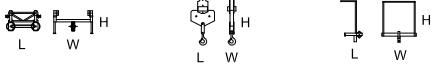
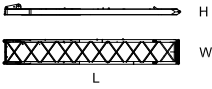
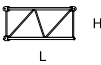
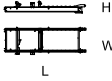
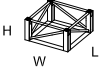

TREPADO INTERNO / BOTTOM CLIMBING CRANE / KLETTERKRANE IM GEBÄUDE / TÉLESCOPAGE SUR DALLES /  
GRU CLIMBING / ВНУТРЕННИЙ ПРОЦЕСС ТЕЛЕСКОПИРОВАНИЯ



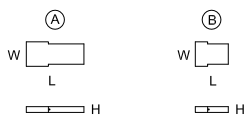
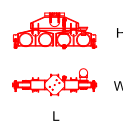
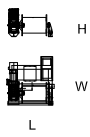
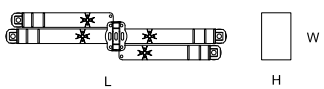
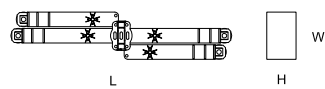
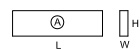
	S 23 22			
A min. (m)	2	2	2	2
B min. (m)	10	12	14	16
H max. (m)	36	44	50	54
X (m)	3			
Y (m)	2,5			


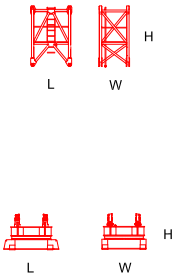
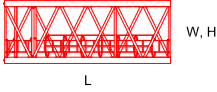
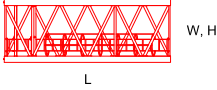
① Consultarnos - Consultateci - Consult us - Nous consulter - Auf anfrage -  
Другие высоты подъема и наращивания крана по запросу

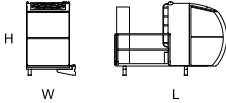
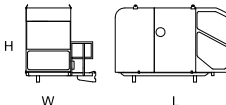

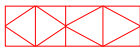

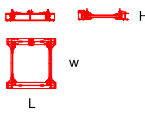
Dimensiones y transporte - dimensions and transport - Abmessungen und Transport - dimensions et des transports - dimensioni e trasporti - Размеры и транспорта


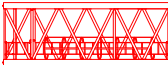
	L(m)	W(m)	H(m)	Peso(Kg)	
<b>Pluma tramo primero</b> / Jib heel section / Ausleger-Anlenkstück / Pied de fleche / Settore articolato di braccio / Корневая секция стрелы 	11,3	1,78	2,45	9580	
<b>Elemento intermedio de pluma</b> / Intermediate jib section / Ausleger-Zwischenstück / Elément interm. de fleche / Spezzione di braccio / Промежуточная секция стрелы N° 14, N° 15   N° 16   N° 17 N° 5, N° 6   N° 7  N° 8, N° 9, N° 10, N° 11	14 15 16 17 5 6 7 8 9 10 11	10,45 10,4 10,35 10,35 5,3 5,3 5,26 5,25 5,21 5,18 5,15	1,65 1,65 1,65 1,65 1,65 1,65 1,65 1,65 1,65 1,65 1,65	2,45 2,42 2,36 2,36 2,07 2,07 2,02 1,67 1,67 1,65 1,65	5075 3980 3020 2280 1035 890 765 690 570 460 340
<b>Carro, Gancho y Puntera</b> / Trolley, Hook and jib head / Lasthaken - Laufkatze-Cabeça de Lança / Chariot - Crochet - Poïnte de fleche / Carrello, Gancio e Punta freccia / Крюк и грузовая тележка 	2,71 1,24 0,7	2,57 0,64 1,9	1,71 1,75 1,3	1050 1135 212	
<b>Contrapluma 1</b> / Counter-jib 1 / Gegenausleger 1 / Contre-fleche 1 / Controbraccio 1 / Консоль противовеса 1 / Консоль противовеса 1 	11,94	1,66	0,75	6000	
<b>Contrapluma 1-A</b> / Counter-jib 1-A / Gegenausleger 1-A / Contre-fleche 1-A / Controbraccio 1-A / Консоль противовеса 1-A / Консоль противовеса 1-A 	5,3	1,78	2,41	2700	
<b>Contrapluma 2</b> / Counter-jib 2 / Gegenausleger 2 / Contre-fleche 2 / Controbraccio 2 / Консоль противовеса 2 / Консоль противовеса 2 	5,55	1,75	0,83	4000	
<b>Elemento de empotre</b> / Foundation anchor / Fundamentanker / Pieds de scellement / EI anegare / Анкерные крепления Dima  	S75R16/20 S75R16/22 S75R16/26 S75R24/26 S75R32/26 Dlma	0,35 0,5 0,5 0,5 0,5 2,31	0,35 0,5 0,5 0,5 0,5 2,34	1,6 2 2,4 2,4 3 0,8	1200 1400 2100 3400 3500 1650



	L(m)	W(m)	H(m)	Peso(Kg)	
<p><b>Bloque de contrapeso</b> / Counterweight blocks / Gegengewichtsblöcke / Bloc de contrepois / Blocco di contrappeso / Плита противовеса</p> 	A	3,4	1,55	0,29	3500
	B	2,4	1,55	0,29	2500
<p><b>Traslacion</b> / Travelling bogies / Kranfahren / Traslacion / Traslazione</p> 	(x4)	2,94	1,25	0,97	3102
<p><b>Equiplo de elevacion</b> / Holst wlnch / Heben / Levage / Sollevamento</p> 		2	2,1	2	7500
<p><b>Base C60R-U</b> / base C60R-U / Hauptträger für fundamentkreuz C60R-U / Base C60R-U / Base C60R-U</p> 		9,01	1,94	1,45	13500
<p><b>Base C80R-U</b> / base C80R-U / Hauptträger für fundamentkreuz C80R-U / Base C80R-U / Base C80R-U</p> 		11,8	1,94	1,45	17200
<p><b>Bloque lastre de base</b> / Base ballast block / Grundballastblöcke / Bloc de lest de base / Blocco di zavorra alla base</p> 		4,5	0,51	0,9	5000
		5,8	0,4	1,5	8000

	L(m)	W(m)	H(m)	Peso(Kg)	
<p><b>Bloque apoyo de base</b> / Base support block / Grundballastblöcke / Bloc de appui de base / Blocco di appoggio alla base</p> 	2	0,5	2	5000	
<p><b>Unidad de rotacion S23</b> / Complete slewing unit S23 / Drehbühne S23 / Orientation S23 / Rotazione S23 / Оголовок башни S23</p> 	2,22	1,64	3,28	3200	
<p><b>Elemento de torre S23</b> / Tower section S23 / Turmstück S23 / Elément de mât S23 / Elemento di torre S23 / Башенные секции S23</p> 					
	T	6	2,27	2,29	4780
	T	12	2,27	2,29	9000
	U	6	2,31	2,34	6200
	U	12	2,31	2,34	11180
	Z	6	2,31	2,55	7825
	Z	12	2,31	2,55	15064
	ZR	6	2,31	2,55	7925
	ZR	12	2,31	2,55	15200
	ZZR	12	2,31	2,55	15325
<p><b>Elemento de torre S24</b> / Tower section S24 / Turmstück S24 / Elément de mât S24 / Elemento di torre S24 / Башенные секции S24</p> 					
	R	5,9	2,42	2,37	4200

	L(m)	W(m)	H(m)	Peso(Kg)
<p><b>Cabina y soporte</b> / Cabln and platform / Kablne und wartungs / Cablne et support / Cablna e supporto / Кабина с основой</p> <div style="display: flex; justify-content: space-around; align-items: center;"> <div style="text-align: center;">  <p>H</p> <p>W</p> <p>L</p> </div> <div style="text-align: center;">  <p>H</p> <p>W</p> <p>L</p> </div> <div style="text-align: center;"> <p>LUXE</p> <p>NT</p> </div> </div>	3,86	2,03	2,42	1830
<p><b>Marco trepado externo</b> / Tie-frame / Cadre d'encrage externe / Sopralzo con ancoraggio esterno / внешняя рамка пристежки</p> <div style="text-align: center;">  <p>H</p> <p>w</p> <p>L</p> </div>	3,52	3,49	0,42	3900
<p><b>Jaula de telescopaje tipo S23</b> / Climbing cage type S23 / Hydraulkbühne S23 / Cage de telescopage type S23 / Gabbia di montaggio S23 / Монтажная обойма S23</p>				
<p><b>Completa</b> / Full / Vollständige / Complete / completa / полный</p> <div style="display: flex; justify-content: center; align-items: center;"> <div style="text-align: center;">  <p>L</p> </div> <div style="text-align: center;">  <p>H</p> <p>W</p> </div> </div>	11,6	3,2	3,3	13500
<p><b>Estructura</b> / Steel frame / Struktur / Construction / Struttura / структура</p>				9550
<p><b>Hidráulico y accesorios</b> / Hydraulic and accessories / Hydraulik-und Zubehör / hydraulique et accessoires / idrauliche ed accessori / Гидравлические и аксессуары</p>				3950
<p><b>Marco trepado Interno S23</b> / Floor climbing frame S23 / Cadre d'encrage Interne S23 / Sopralzo Interno S23 / внешняя рамка пристежки S23 / внутренняя рамка пристежки S23</p> <div style="text-align: center;">  <p>H</p> <p>w</p> <p>L</p> </div>	3,2	2,8	0,6	4720
<p><b>Hidráulico y accesorios</b> / Hydraulic and accessories / Hydraulik-und Zubehör / hydraulique et accessoires / idrauliche ed accessori</p>				3081

			L(m)	W(m)	H(m)	Peso(Kg)		
<b>Tramo trep. A S23</b> / Tower section A S23 / Turmstück A S23 / Élément de mât A S23 / Elemento di torre a S23 / Башенные секции A S23 / Башенные секции A S23								
 L			W, H	A	6	2,27	2,29	4854
<b>Tramo trep. B S23</b> / Tower section B S23 / Turmstück B S23 / Élément de mât B S23 / Elemento di torre B S23 / Башенные секции B S23 / Башенные секции B S23								
 L			W, H	B	6	2,27	2,29	4850



11x40" HC + 2x40" OT - HBG 30 m



x 12 - HBG 30 m